

On the investment recovery website (<https://investmentrecovery.boeing.com/>)

Click on the Surplus Sales Auction tab



The screenshot shows the Boeing Investment Recovery website. At the top left is the Boeing logo. A red arrow points to the 'Surplus Sales Auctions' tab in the navigation bar. The navigation bar also includes 'Investment Recovery' and 'Reclamation & Scrap Auctions'. The page title is 'INVESTMENT RECOVERY'. Below the navigation bar, there is a welcome message: 'Welcome to Boeing Investment Recovery. Please select a sales or auction type from the navigation bar at top.' On the right side, there are logos for 'bidadoo' and 'GoIndustry DoveBid' under the heading 'More Surplus Auctions'. In the center, there is a red notice: '** NOTICE TO ALL BOEING EMPLOYEES **'. Below this, it says 'FOR REDEPLOYABLE ASSETS - PLEASE VISIT THE ENTERPRISE REDEPLOYMENT SITE' and 'Enterprise Equipment Redeployment (search 'EER' on Boeing network)'. At the bottom of the notice, it states 'ASSETS UP FOR AUCTION ARE NOT REDEPLOYABLE'.

Click on the Log in tab on the upper right corner.



The screenshot shows the Boeing Surplus Sales Auctions website. At the top left is the Boeing logo. A red arrow points to the 'Log In' tab in the upper right corner. The navigation bar includes 'Investment Recovery' and 'Search Auctions'. The page title is 'SURPLUS SALES AUCTIONS'. Below the navigation bar, there is a search interface for 'Surplus Auctions'. It features a table with columns: 'Category', 'Title', 'Description', 'Location', and 'Featured'. The 'Category' column has a dropdown menu set to 'All Categories'. The 'Location' column has a dropdown menu set to 'All States'. The 'Featured' column has a checkbox labeled 'Yes'. To the right of the table is a 'Search' button. Below the table, it says 'There are no auctions matching criteria.'

The log in page will appear. From here you can set up an account or request a password reset.

Surplus Sales Log In

Please enter your username and password. Press the login button to log in and bid on surplus items!

Account Information

Username: (Login credentials are case-sensitive)

Password:

Please add IRDSTechSupport@boeing.com Email account to your spam filter if you have one

New User? [Register Today!](#)

Forgot your password? [Send my account a new password via email.](#)

Forgot your login? [Send my login via email.](#)

Fill in these boxes if you already have an account set up.

REMEMBER: Username and Password are case sensitive!

Click here to get a new password sent to your email address

Click here to set up an account

Click here for your username to be sent to your email address

Setting up your account

Fill in your information on the left.

Clicking on the boxes on the left will sign your account email up for email notifications of any auctions listed in the identified categories.

Passwords require at least one lower case letter, one upper case letter, one numerical digit, and one special character from @#\$\$^+=

Surplus Account Setup

Provide the required information below and press the submit button to register for the Boeing Surplus Online Auctions. Please add IRDSTechSupport@boeing.com Email account to your spam filter if you have one. Your password must be at least 8 characters, must contain at least one lower case letter, one upper case letter, one digit, and one special character. Valid special characters are: @#\$\$^+=

First Name

Login

Password

Company

Title

Phone Number

Address

City

State

Postal Code

I have read, understand, and accept the [Terms and Conditions](#)

Last Name

Email Address

Confirm Password

Select categories below if you would like to receive new auction email notifications. You may change your selections at any time by adding or removing check marks.

- | | |
|---|--|
| <input type="checkbox"/> Aircraft | <input checked="" type="checkbox"/> Machine Tools |
| <input type="checkbox"/> Aircraft Ground Handling | <input type="checkbox"/> Material Handling Equipment |
| <input type="checkbox"/> Aircraft Parts | <input type="checkbox"/> Office Furniture And Accessories |
| <input type="checkbox"/> Artwork / Prints | <input type="checkbox"/> Office Supplies |
| <input type="checkbox"/> Audio Visual Equipment | <input type="checkbox"/> Office Trailers |
| <input checked="" type="checkbox"/> Automotive | <input checked="" type="checkbox"/> Photo And Reproduction |
| <input type="checkbox"/> Cafeteria Equipment | <input type="checkbox"/> Plant And Process |
| <input type="checkbox"/> Composites/Chemicals | <input type="checkbox"/> Raw Materials |
| <input type="checkbox"/> Computing | <input type="checkbox"/> Shop Equipment |
| <input type="checkbox"/> Construction And Electrical | <input type="checkbox"/> Test And Measurement |
| <input checked="" type="checkbox"/> Fitness And Related Equipment | |

Account Edit

To make any updates to your account information or mailing lists

Surplus Account Edit

Update your account information as needed, then press the Submit button to save your updated information.

First Name

Last Name

Email Address

Company

Title

Phone Number

Address

City

State

Postal Code

Select categories and states below if you would like to receive new auction email notifications. You may change your selections at any time by adding or removing check marks.

<input type="checkbox"/> Aircraft	<input type="checkbox"/> Composites/Chemicals	<input checked="" type="checkbox"/> Office Supplies
<input type="checkbox"/> Aircraft Ground Handling	<input checked="" type="checkbox"/> Computing	<input type="checkbox"/> Office Trailers
<input type="checkbox"/> Aircraft Parts	<input type="checkbox"/> Construction And Electrical	<input type="checkbox"/> Photo And Reproduction
<input type="checkbox"/> Artwork / Prints	<input type="checkbox"/> Fitness And Related Equipment	<input type="checkbox"/> Plant And Process
<input checked="" type="checkbox"/> Audio Visual Equipment	<input type="checkbox"/> Machine Tools	<input checked="" type="checkbox"/> Raw Materials
<input type="checkbox"/> Automotive	<input type="checkbox"/> Material Handling Equipment	<input checked="" type="checkbox"/> Shop Equipment
<input type="checkbox"/> Cafeteria Equipment	<input type="checkbox"/> Office Furniture And Accessories	<input type="checkbox"/> Test And Measurement

States

<input type="checkbox"/> Alabama	<input type="checkbox"/> Illinois	<input type="checkbox"/> New Mexico	<input type="checkbox"/> South Carolina
<input type="checkbox"/> Arizona	<input type="checkbox"/> Kansas	<input type="checkbox"/> Ohio	<input type="checkbox"/> Texas
<input type="checkbox"/> California	<input type="checkbox"/> Maryland	<input type="checkbox"/> Oklahoma	<input type="checkbox"/> Utah
<input type="checkbox"/> Florida	<input type="checkbox"/> Montana	<input type="checkbox"/> Oregon	<input type="checkbox"/> Washington (State)
<input type="checkbox"/> Georgia	<input type="checkbox"/> New Jersey	<input type="checkbox"/> Pennsylvania	

[Click to change your password](#)




Click here to change your password.
Must know current username and password.

Forgot your Password?

Click on the Forgot Password link highlighted blue as shown below.

Forgot your password? [Send my account a new password via email.](#)

Fill in either your username (case sensitive) or email address to have a new password sent to the email address associated with the account.



Investment Recovery Search Auctions

Surplus Sales Forgotten Password

Please enter your username or Email Address, then click Submit to receive a temporary password via email.

Username: (Login credentials are case-sensitive)

Or Email Address

Check your email for an email from GRP IRDS Tech Support.


Copy the temporary password as shown (case sensitive) on the log in screen.

To update the password, click on the “change your password” link on the account screen.

Type in your username (case sensitive), and current password (case sensitive), if a password update was requested use the email sent from GRP IRDS Tech Support email.

Type in a new password making sure to use one lower case letter, one upper case letter, one number digit, and one special character from @#\$%^+=

Click Submit



Investment Recovery Search Auctions Active Auctions Won Auctions Paid Auctions Lost Auctions

Surplus Sales Login Reset

To change your account password, enter login, your current password, new password, and confirm the new password. Passwords must be at least 8 characters, must contain at least one lower case letter, one upper case letter, one digit, and one special character. Valid special characters are: @#\$%^+=

Login ID

Current Password

New Password

Confirm New Password

Click Ok on the pop-up box

The screenshot shows the 'Surplus Sales Login Reset' page. It includes a navigation bar with links: Investment Recovery, Search Auctions, Active Auctions, Won Auctions, Paid Auctions, and Lost Auctions. The main content area has the title 'Surplus Sales Login Reset' and instructions: 'To change your account password, enter login, your current password, new password, and confirm the new password. Passwords must be at least 8 characters, must contain at least one lower case letter, one upper case letter, one digit, and one special character. Valid special characters are: @#%*+='. Below the instructions are four input fields: 'Login ID' (with a dropdown arrow), 'Current Password', 'New Password', and 'Confirm New Password', each with a dropdown arrow. A 'Submit' button is located below the 'Confirm New Password' field. A white pop-up box is overlaid on the right side of the page, containing the text 'investmentrecovery-qa.boeing.com' and 'Change your password?'. The pop-up has two buttons: 'OK' (highlighted in blue) and 'Cancel'. At the bottom left of the page, it says 'Logged in as Hrook25'.

Forgot Login Name?

Surplus Sales Log In

Please enter your username and password. Press the login button to log in and bid on surplus items!

Account Information

Username: (Login credentials are case-sensitive)

Password:


Log In

Please add IRDSTechSupport@boeing.com Email account to your spam filter if you have one.

New User? [Register Today!](#)

Forgot your password? [Send my account a new password via email.](#)

Forgot your login? [Send my login via email.](#)



Fill in the email address used to create account. Click on Submit.

Check your email for an email from GRP IRDS with your Login information.

Bidding on Auctions

When logged in, the auctions will appear on your screen. You can filter the auctions listed by Category or State using the drop-down options in the tabs.

The screenshot shows the Boeing Surplus Sales Auctions interface. At the top, there is a navigation bar with the Boeing logo and links for Log Out, Manage Account, Help, and Terms and Conditions. Below this is a secondary navigation bar with tabs for Investment Recovery, Search Auctions, Active Auctions, Won Auctions, Paid Auctions, and Lost Auctions. The main content area is titled "Surplus Auctions" and features a search form with fields for Category (set to "All Categories"), Title, Description, Location (set to "All States"), and a Featured checkbox. A "Search" button is to the right. Below the search form is a table listing auction items. The table has columns for Title, Category, Location, View Item, Price, Bids, and Time Left. One item is listed: "Electrical Equipment" under the category "CONSTRUCTION AND ELECTRICAL" in Arizona, with a price of \$5.00, 0 bids, and 2 days, 10 hours, and 49 minutes remaining. A "View Item" button is next to the item.


Click on the View Item button to see the asset information and auction details. Click on bid history to view information on past bids, and current bid price.

The screenshot shows the Boeing Surplus Sales Auctions auction detail page. At the top, there is a navigation bar with the Boeing logo and links for Log Out, Manage Account, Help, and Terms and Conditions. Below this is a secondary navigation bar with tabs for Investment Recovery, Search Auctions, Active Auctions, Won Auctions, Paid Auctions, and Lost Auctions. The main content area is titled "Auction Detail" and features a "Back to Search" link. On the left, there are three images of the auction item: a small image of a black plastic case, a larger image of the same case, and a close-up image of the case with a barcode label. On the right, there is a "Description" section for "Electrical Equipment" with a "Lot of equipment" description. Below this is a "Price" section showing "\$5.00" and buttons for "Place Bid" and "Bid History". Below the price section is an "Auction Ends" section showing "Jun 20 2021 7:00PM", "Time Remaining" of "2 days, 10 hours, 49 minutes", and "Number of Bids" of "0". Below the auction ends section is a "Boeing Contact(s)" section showing "Matthew Webster (480-217-6628, email)". Below the contact section is a table with columns for License Number, Description, Manufacturer, Model, and Serial Number. The table shows a license number of "2490591", a description of "Lot of electrical wire", a manufacturer of "Electrical", a model of "x", and a serial number of "2". Below the table is a "Payment Instructions" section with a small text block: "Payment for the amount including appropriate tax should be made prior to the time of pick-up on line at our website at: https://surplus.auctions.boeing.com/Default.aspx?ln into the site and select Surplus Sales Auctions. In the Won Auctions tab, select the auction you wish to".

Click on Place Bid to place a bid for an item.

On the Bid on Auction page, the current price and increase price is listed.

Enter the maximum amount you would like to bid for in the box. The bid will automatically be entered at the minimum increase price, if the maximum bid entered is higher than the minimum increase amount the system will automatically bid for the item if another bid is higher the minimum increase amount current price, but will not exceed the maximum amount that was input.



Investment Recovery Search Auctions Active Auctions Won Auctions Paid Auctions Lost Auctions

Bid On Auction

Electrical Equipment	
Current Price	\$5.00
Minimum Increase	\$0.00
Enter Your Maximum Bid	<input type="text" value="5"/>
<input type="button" value="Return"/>	<input type="button" value="Submit Bid"/>

Click on the Submit Bid button. If your bid was accepted a green bar will appear, letting you know you are the highest bidder.



Investment Recovery Search Auctions Active Auctions Won Auctions Paid Auctions

Bid On Auction

Congratulations! You are now the highest bidder.	
Electrical Equipment	
Current Price	\$5.00
Minimum Increase	\$5.00
Enter Your Maximum Bid	<input type="text" value="10"/>
<input type="button" value="Return"/>	<input type="button" value="Submit Bid"/>

The active auctions tab shows the auctions you have bids on that have not closed.

Investment Recovery Search Auctions Active Auctions Won Auctions Paid Auctions Lost Auctions						
Your Active Auctions						
Title	Location	TimeRemaining	View Items	High Bidder	Current High Bid	Your Maximum Bid
Electrical Equipment	Mesa, Az	2 days, 10 hours, 47 minutes	View Item	Yes	\$5.00	\$5.00

When your auction closes, and you have the highest bid the auction will appear in the Won auctions tab. If your bid was not the highest, it will appear in the lost auctions tab.

Investment Recovery Search Auctions Active Auctions Won Auctions Paid Auctions Lost Auctions								
Won Auctions								
Select auctions and click continue to review before making payment								
Pay for Auction	Title	Category	Location	Bids	Bid	Sales Tax Rate	Tax	Amount
<input checked="" type="checkbox"/>	Electrical Equipment	CONSTRUCTION AND ELECTRICAL	Mesa AZ	1	5.00	8.30%	0.42	5.42
Continue								

To pay for your item click on the box(es) in the Pay for Auction tab, that you want to pay for. Then click on Continue.

Review the items and totals on the Review page then click on the Make Payment Button.

Investment Recovery Search Auctions Active Auctions Won Auctions Paid Auctions Lost Auctions					
Review Auctions					
Title	Category	Pickup Location	Bid	Tax	Amount
Electrical Equipment	CONSTRUCTION AND ELECTRICAL	5000 E. MCDOWELL RD. Mesa AZ 85215-9707	5.00	0.42	5.42
** Total **			5.00	0.42	5.42
Back Make Payment Please only click Make Payment once. Internet Explorer is the preferred browser.					

From here you will be taken to a third-party secure payment website.

Fill in the payment form, and click on Process.

Boeing Auction Sale

SALE

Credit Card Data>

Credit Card Number: *

Expiration Date(MMY): *

Amount: *

CVV2: *

Customer Code:

Billing Address>

First Name: *

Last name: *

Address1: *

Address2:

City: *

State/Province: *

Postal Code: *

Country: *

Phone:

Email Address:

You will receive an emailed receipt at the Email address listed on the form.

All past auctions that have been paid for will appear under the Paid Auctions tab.



Paid Auctions

Title	Category	Location	Receipt	Bids	Bid	Sales Tax Rate	Tax	Amount	To Date
-------	----------	----------	---------	------	-----	----------------	-----	--------	---------

If you have any further questions email IRDStechsupport@Boeing.com